

FY17 BUDGET AND CAPITAL PLAN

Jim Malloy
Town Manager
1-12-16

Total Budget Increases By Fund

	<u>FY16</u>	<u>FY17</u>	<u>\$ Inc</u>	<u>% Inc</u>
Total Budget	\$ 91,454,568	\$ 94,599,048	\$3,144,480	3.4%
General Fund	\$ 81,288,417	\$ 84,039,678	\$2,751,261	3.4%
Water Fund	\$ 3,881,297	\$ 3,900,616	\$ 19,319	0.5%
Sewer Fund	\$ 1,791,233	\$ 2,049,249	\$ 258,016	14.4%
Wastewater Treatment Plant	\$ 4,092,236	\$ 4,208,018	\$ 115,782	2.8%
Country Club	\$ 401,385	\$ 401,487	\$ 102	0.0%
	\$ 91,454,568	\$ 94,599,048	\$3,144,480	3.4%

Total General Fund Spending by Major Category

Town Departments	\$ 15,873,460	\$ 16,169,152	\$ 295,692	1.9%
Westborough Schools	\$ 45,107,479	\$ 46,330,691	\$1,223,212	2.7%
Assabet Regional Vocational	\$ 599,163	\$ 804,724	\$ 205,561	34.3%
General Fund Debt	\$ 9,281,315	\$ 9,410,811	\$ 129,496	1.4%
Insurance	\$ 10,427,000	\$ 11,324,300	\$ 897,300	8.6%

New Town Spending

Town Accountant Staff	\$ 8,500	35 to 40 Hours	
MIS/GIS Staff	\$ 10,963	10 to 19 Hours	
Fire Department Staff	\$ 14,000	1 Less FF & 1 Addtl Capt	
DPW Staff	\$ 115,000	2 FTE	
Electricity Costs	\$ 37,189	6.6¢ to 9.21¢	
Total Other Salaries	\$ 73,460	Inc + Dec + FF	
	\$ 259,112	87.6%	

Total Non-Union Salary
Increase Cost = \$28,270

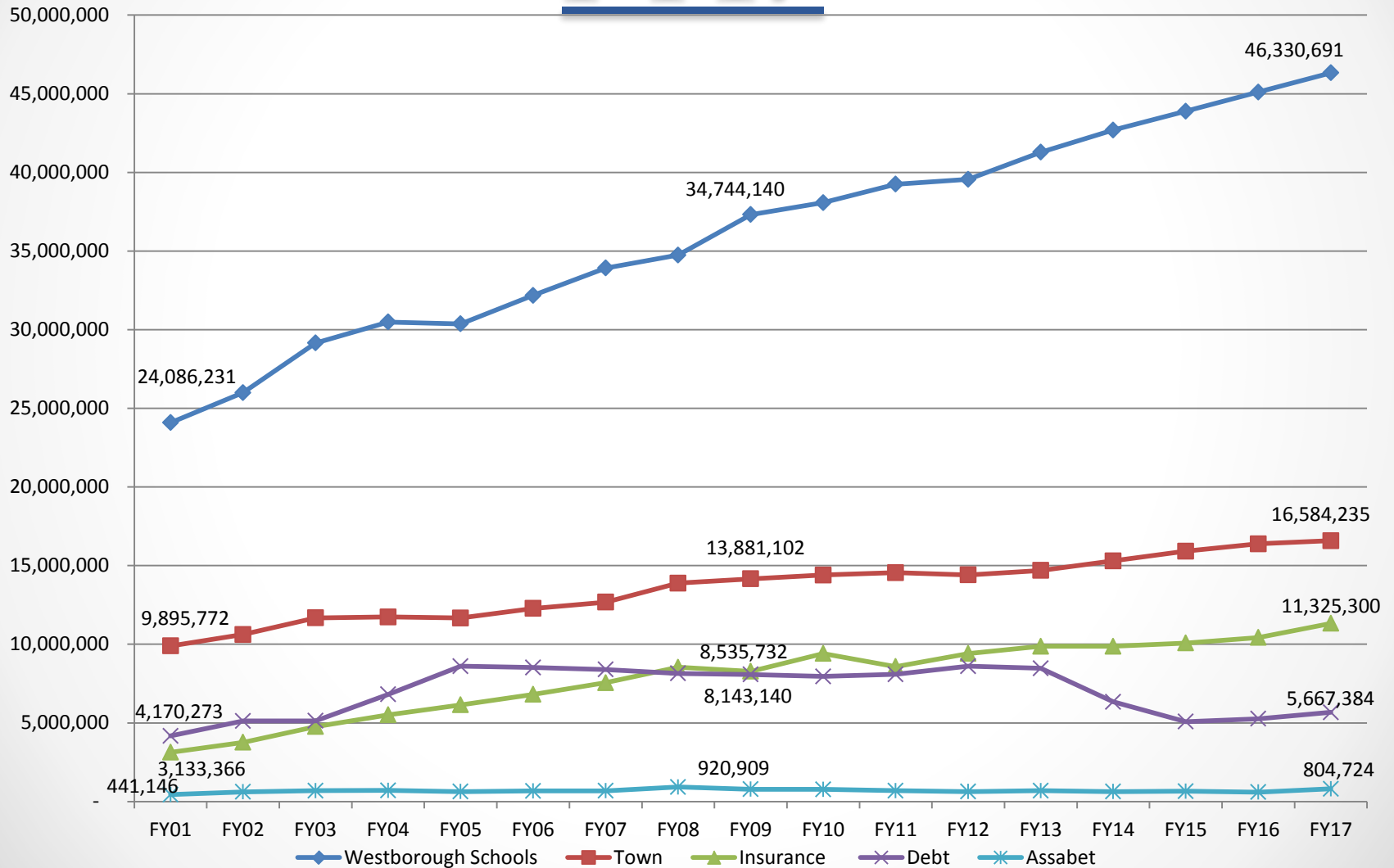
Five Year Property Tax Increase Estimate

Fiscal Year	Avg SF Value	Tax Rate	Avg SF Tax	Avg SF \$ Inc.	Avg SF % Inc.
2016	465,046	17.77	8,264	n/a	n/a
2017	471,009	18.96	8,931	667	8.1%
2018	476,926	19.89	9,488	557	6.2%
2019	482,798	20.23	9,766	279	2.9%
2020	488,624	20.38	9,957	191	2.0%
2021	494,406	20.70	10,234	277	2.8%

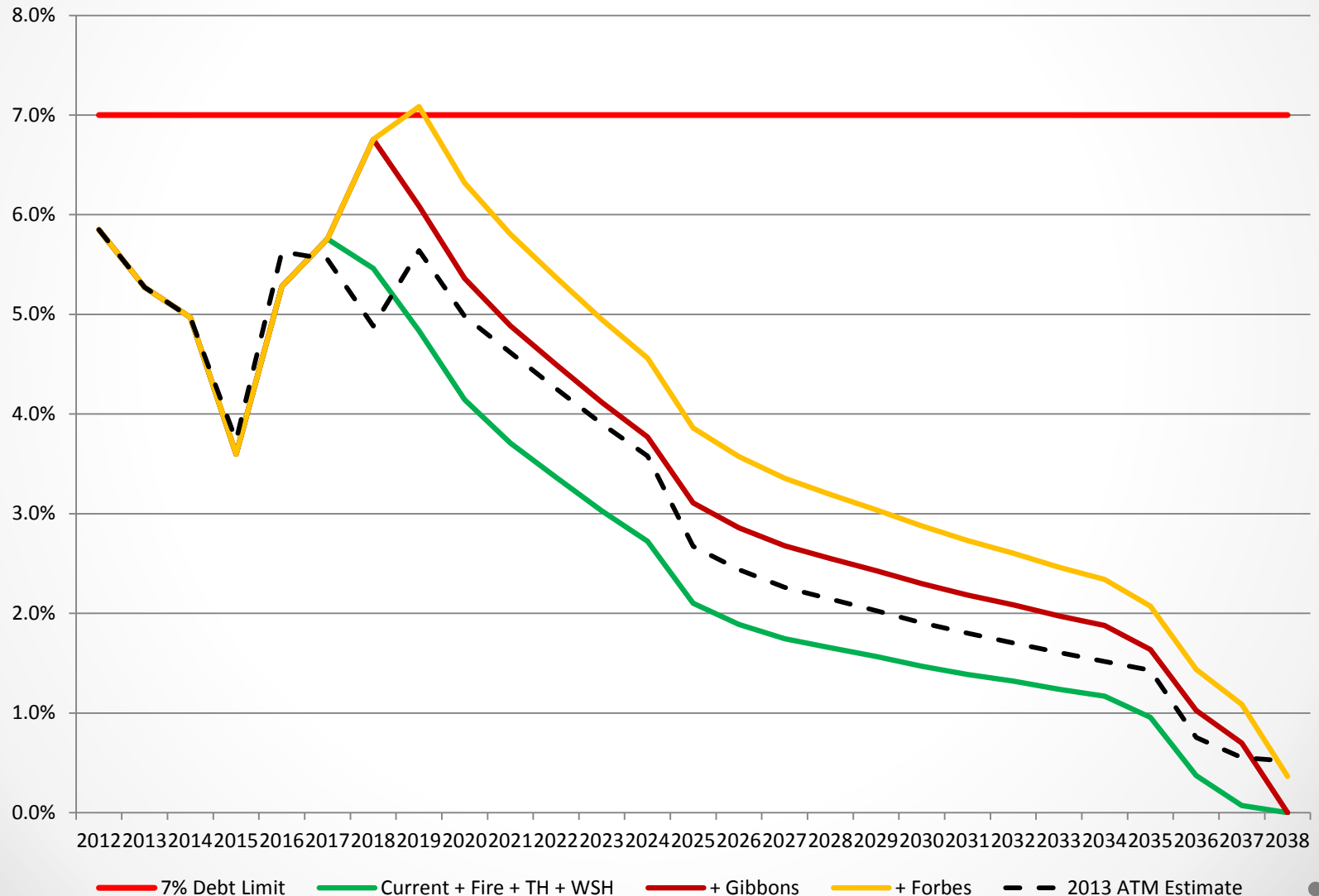
Tax Rate Impact of Town/School Budgets

			Increase or
<u>Avg SF Home Tax Rate Impact</u>	<u>FY16</u>	<u>FY17</u>	<u>(Decrease)</u>
School Department	13.05	13.89	0.84
Town Departments	4.53	4.84	0.31
Assabet	0.18	0.23	0.05
Total	17.77	18.96	1.19
			Increase or
<u>Avg SF Home Tax Bill Impact</u>	<u>FY16</u>	<u>FY17</u>	<u>(Decrease)</u>
School Department	\$ 6,070	\$ 6,542	\$ 473
Town Departments	\$ 2,109	\$ 2,280	\$ 171
Assabet	\$ 85	\$ 108	\$ 24
Total	\$ 8,263	\$ 8,930	\$ 667
Average Single Family Value	\$ 465,000	\$ 471,009	\$ 6,009

Overall Spending FY01 – FY17

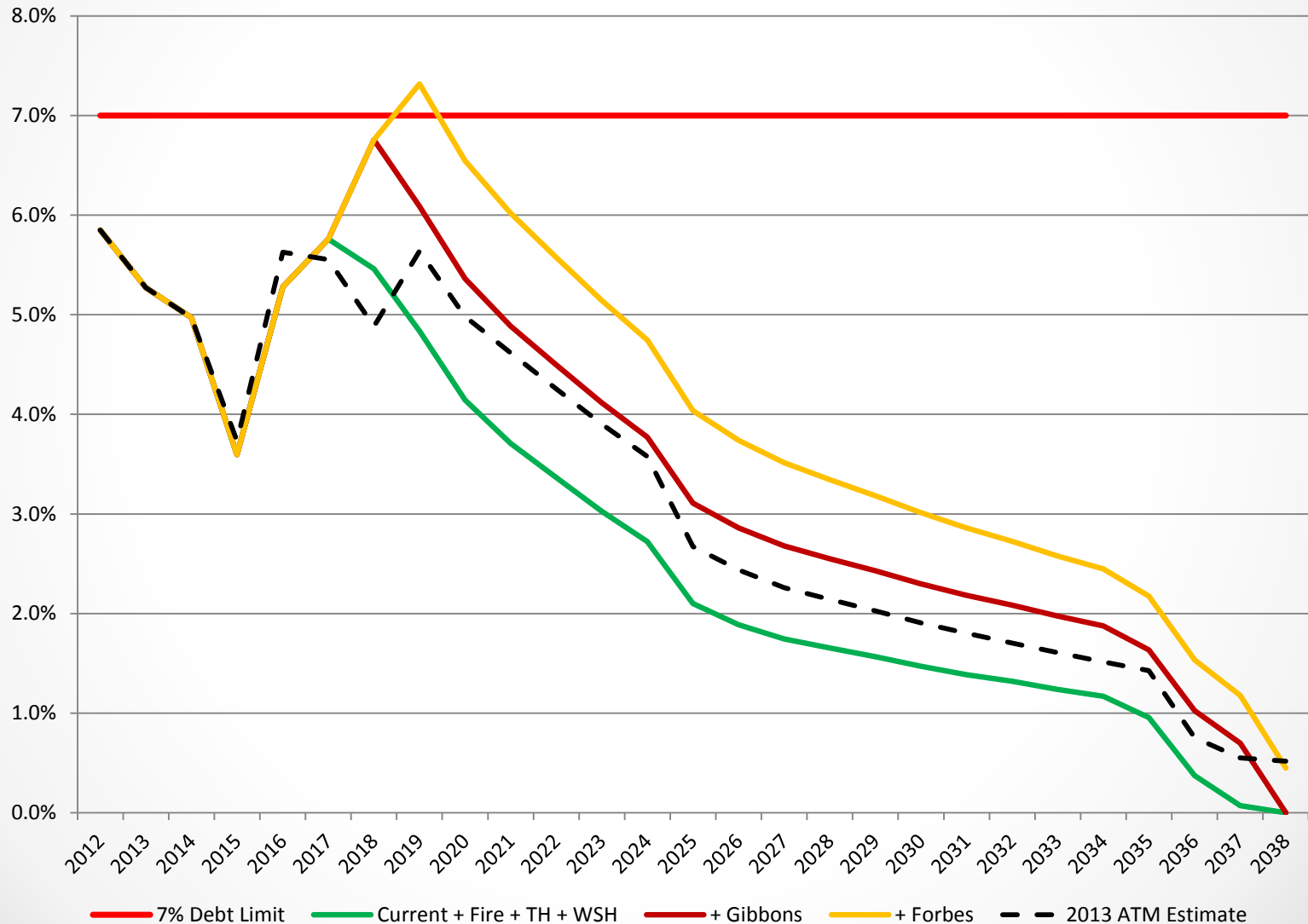


Debt Service – 7.0% Goal – Original FMB Estimate of \$11M

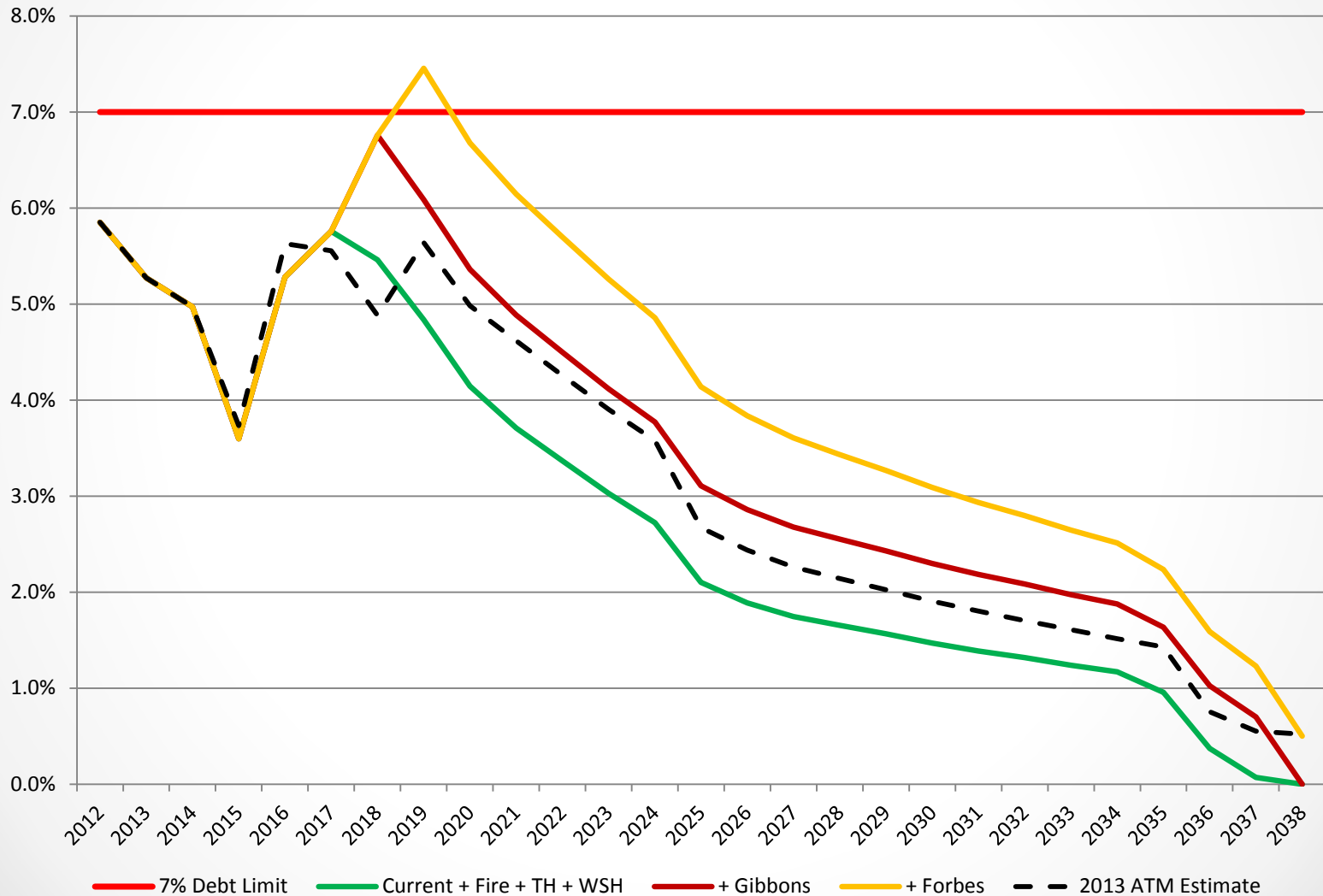


Debt Service – 7.0% Goal – Revised FMB

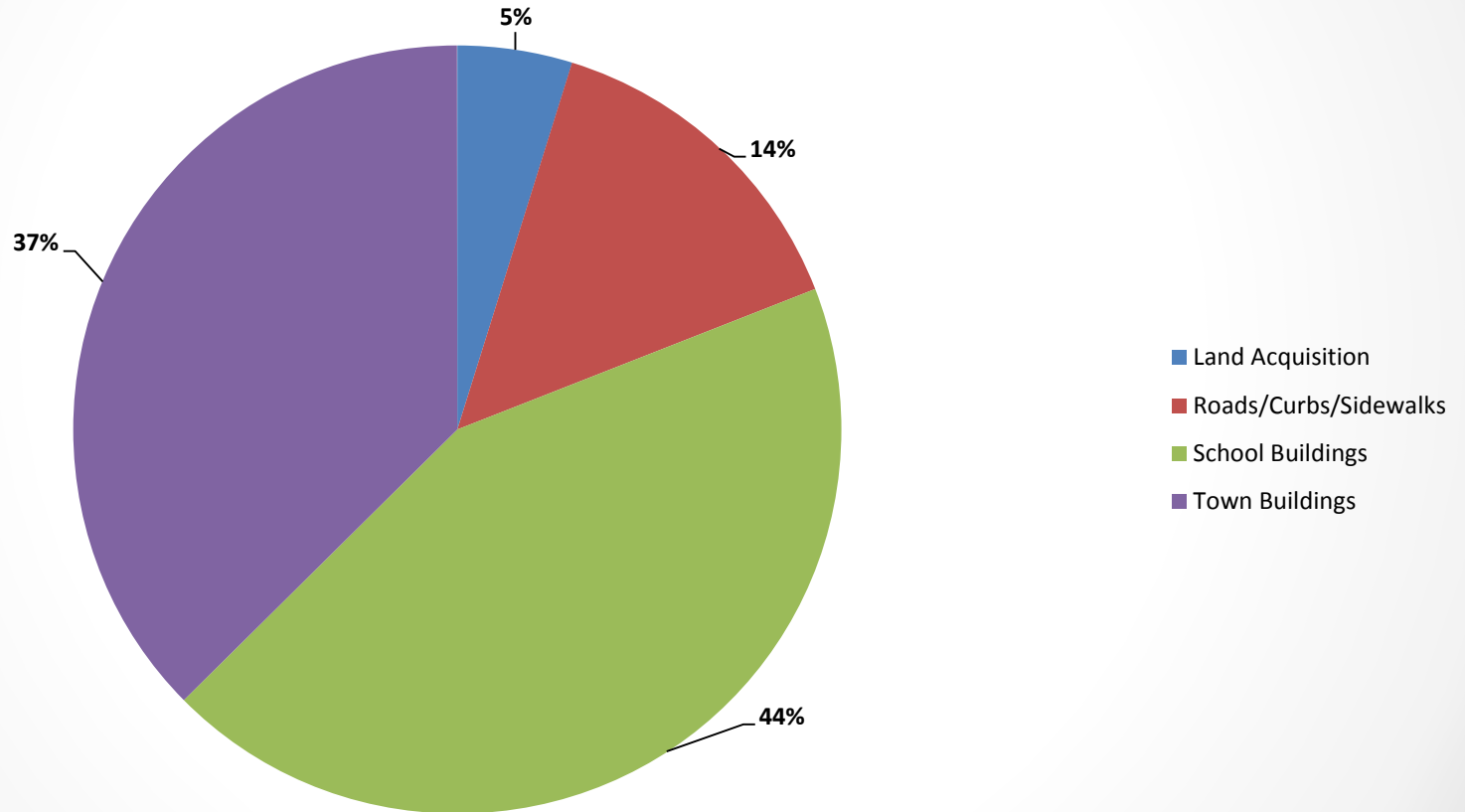
Estimate of \$13.5M



Debt Service – 7.0% Goal – Revised FMB Estimate of \$15M



General Fund Debt Allocation



FY17 Capital Plan

The Town is using the same capital planning process used over the past several years with a priority-based ranking on the following criteria:

- Public Safety and Health
- Infrastructure Needs
- Efficiency of Services
- Legal Requirements
- Public Support
- Personnel Impacts
- Service Impacts
- Administrative Needs

FY17 Proposed Capital Plan

<u>DEPARTMENT</u>	<u>FUND</u>	<u>ITEM</u>	<u>AMOUNT</u>
DPW	GENERAL	CAT-IT LOADER	\$ 175,000
DPW	SEWER	SEWER GRINDER AT PUMP STATION	\$ 50,000
DPW	WATER	F350 UTILITY TRUCK/PLOW	\$ 60,000
FIRE	GENERAL	AMBULANCE	\$ 250,000
FIRE	GENERAL	4 x 4 VEHICLE	\$ 50,000
POLICE	GENERAL	CRUISERS (3)	\$ 139,348
RECREATION	GENERAL	TENNIS COURTS - LYMAN	\$ 57,500
SCHOOL	GENERAL	REPOINT PILLARS AT MILL POND	\$ 70,000
CAPITAL STABILIZATION	GENERAL	CEMETERY DEVELOPMENT	\$ 60,000
CAPITAL STABILIZATION	GENERAL	FIRE RESCUE 1	\$ 90,000
		TOTAL	\$ 1,001,848
		GENERAL FUND (FREE CASH)	\$ 691,848
		WATER/SEWER/OTHER	\$ 310,000

FY17 Street Management Plan

- The Town manages approximately 95 miles of streets and 56 miles of sidewalks.
- Overall condition rating deteriorated from 7.44 in 2015 to 7.34 to 2016.
- To adequately fund street maintenance is estimated to cost \$1.1 million. Chapter 90 is estimated at \$780,403 leaving the Town approximately \$320,000 short of adequately funding street maintenance.

Sidewalk Extension and Maintenance Program

- The Assistant Town Manager working with the Assistant DPW Manager and Town Engineer undertook a similar condition-based review of town sidewalks to ensure the Town retains and improves it's walkability.
- DPW will begin reviewing the top 5 maintenance and extension projects for the upcoming year to determine which projects may be feasible in 2016.

Local Fuel Tax

There is a recommendation in the Street Management Plan to consider a Town Meeting Article to seek a local petition to the legislature to institute a \$0.03 per gallon fuel tax to meet the funding gap from Chapter 90 to properly maintain:

- Roads and Bridges
- Sidewalks
- Trails
- Stormwater Drainage